

**HONDA**  
The Power of Dreams



Universal Honda Limited  
302 Brownsbarn Drive  
Citywest Business Campus  
Naas Road  
Dublin 24  
Telephone (01) 642 3100 Fax (01) 642 3199  
[www.honda.ie](http://www.honda.ie)

[f/hondacarsireland](https://www.facebook.com/hondacarsireland)  
[t/hondaireland](https://twitter.com/hondaireland)  
[YouTube/hondacarsireland](https://www.youtube.com/hondacarsireland)



The descriptions and specifications in this brochure may not apply to all models currently available in the Republic of Ireland. Universal Honda Limited reserves the right to change or modify equipment or specifications at any time without prior notice. Please check with your supplying dealer as to exact specifications and description of any model in which you may be interested. Images are shown for illustrative purposes only.



Honda sources paper responsibly from manufacturers within the EU.  
Please don't bin me, pass me onto a friend or recycle me.

# CR-V



**HYBRID**


**VTEC TURBO**

**HONDA**



# EXPERIENCE THE ALL-NEW CR-V

The world's best-selling\* SUV has been refined, reimagined and redesigned. The result is a unique blend of bold, distinctive looks and advanced engineering. A car designed for the pure joy of driving new 2.0 i-MMD hybrid powertrains.



DESIGN **3 -10**

PERFORMANCE **11-12**

SPACE **13-14**

SAFETY **15-16**

CREATE YOUR CRV **17-30**

ACCESSORIES **31-36**

SPECIFICATIONS **37-44**

POWER OF DREAMS **45-46**

\*Source: JATO Dynamics (Sales period Jan 2013-Dec 2017). Markets include EU + EFTA, NAFTA, China, India, Japan, Brazil, Russia, Indonesia, Australia, Argentina, South Africa, South Korea, Thailand, Vietnam. Model shown is CR-V 2.0 i-MMD Hybrid Executive in Platinum White Pearl.





#### APPLE CarPlay AND ANDROID AUTO™\*Δ

You can seamlessly integrate your Android phone or iPhone to the Honda CONNECT infotainment system with 7" touchscreen allowing you to make calls, listen to music or send and receive messages.

#### HEAD-UP DISPLAY<sup>Δ</sup>

The augmented reality head-up display projects key information, so the driver can see the data without looking away from the road.



#### HEATED FRONT AND REAR SEATS<sup>Δ</sup>

We believe everyone who travels in the new CR-V should be made to feel warm and comfortable. That's why we offer heated rear seats as well as front.

#### HEATED STEERING WHEEL<sup>Δ</sup>

Enjoy the feeling of a warm steering wheel on a cold day. It's little details like this that make driving the CR-V a pleasure.

#### MULTI-ANGLE REAR-VIEW CAMERA<sup>Δ</sup>

Engage reverse and the rear-view camera automatically comes to life on the 7" Honda CONNECT screen.

## ENGAGING TECHNOLOGY

We have developed a whole range of technologies to make driving the new CR-V a truly engaging experience. The new head-up display system projects essential information within your sight line, so you don't need to take your eyes off the road; whilst comprehensive driving data is clearly displayed in the Intelligent Multi Info Display and can be accessed through your steering wheel controls.

A centrally mounted 7" full colour touchscreen infotainment system Honda CONNECT\*, can neatly link to your smartphone so now you can access apps, contacts, emails, music streaming and more. Keeping you connected to your world and the things you love.

\*Honda CONNECT available as standard on Lifestyle, Elegance and Executive grades only. Connectivity for Aha™ app (including internet radio) and for internet browsing is through WiFi tethering or Mobile WiFi Router. Data usage and roaming charges may result from using applications on Honda CONNECT. We recommend you check your mobile phone subscribed package. Internet browsing function can only be used when the car is stationary. Only iPhone 5 or newer with iOS 8.4 or later are compatible with Apple CarPlay. Apple CarPlay features, applications and services may not be available in all areas and are subject to change. To use Android Auto™, you need to download the Android Auto™ app from Google Play™ to your smartphone. Only Android 5.0 (Lollipop) or later versions are compatible with Android Auto™. Android Auto™ availability is subject to change and may vary based on geographical location. Apple CarPlay is a trademark of Apple Inc., registered in the U.S. and other countries.

ΔFor more information on which grades these and other features are available on, please refer to specification pages 37-44.



# THE HYBRID YOU CAN FEEL

The new CR-V is now available with the option of our next generation hybrid technology. Featuring an intelligent Multi-Mode Drive system (i-MMD), it combines a powerful and efficient 2.0 litre i-VTEC petrol engine with hi-tech electric motors, to give effortless driveability you will enjoy every day.





# THINKING POWER

i-MMD technology provides a responsive, smooth and efficient driving experience, seamlessly delivering optimum power by automatically switching between three driving modes:

Electric Drive, Hybrid Drive and Engine Drive.

Put simply, Electric Drive is when the car is running silently on pure electricity and drawing its power from the battery via a drive motor; this mode will usually be used when accelerating from standstill or during low speed cruising.

In Hybrid Mode, both the petrol engine and electric motors are sharing the work, for example when accelerating at speed.

Engine Mode, as the name implies, is when the petrol engine is directly powering the car - such as during sustained high-speed motoring.

i-MMD's winning hand is that as well as using the petrol engine to generate electricity, it can harvest otherwise wasted energy to recharge the battery, meaning you'll never have to plug your CR-V Hybrid in to the mains. To help you monitor your energy use, a unique Driver Information Interface screen displays the current drive status and the power source being used. Clear graphics show the power-flow and battery charge status, so you can just concentrate on enjoying the drive. After all, the CR-V has been engineered to drive as efficiently as possible.



**HYBRID**



# HELPFUL TECHNOLOGY

A great deal of engineering has gone into keeping you and your passengers safe. In fact, clever technology is always at work while you drive and often you'll never know it's there.

## BLIND SPOT INFORMATION

This clever device makes lane changes and overtaking safer, warning you when vehicles are detected in your blind spot by illuminating a light in your door mirror.

## CROSS TRAFFIC MONITOR

When reversing, the Cross Traffic Monitor can detect approaching vehicles from either side and warns you of imminent danger.

## EMERGENCY CALL (E-CALL)

An emergency call (SOS) switch is located within easy reach, adjacent to the rear view mirror. In the event of an emergency, help can be summoned at the touch of a button.





# ALL WHEEL DRIVE

The electronically controlled real time AWD with Intelligent Control System has been designed to automatically step in when loss of traction is detected.

For instance, the system can detect when the CR-V is climbing a hill and send greater power to the rear wheels. When this extra torque is no longer required, the multi-plate clutch automatically disconnects the propeller shaft from the rear differential, saving fuel.

**AWD**



11



**HYBRID**

**VTEC TURBO**

12

Model shown is for illustrative purposes only





### HANDS-FREE ACCESS POWER TAILGATE\*

The automatic tailgate is operated by passing your foot under the rear bumper. Perfect when you have your hands full.



### SEVEN SEAT OPTION\*\*

A clever use of interior space provides the option of a third row of seats, which gives you the flexibility to carry up to seven people. When not required, these seats fold-away to provide maximum boot space.

\*Available on Executive grade.

\*\*Available on VTEC Turbo Elegance and Lifestyle Grades Only.

13



## YOUR SPACE

You pack a lot into your life, so we wanted to design an interior that could fit it all in. The new CR-V provides a flexible and practical space, full of clever storage ideas, generous amounts of legroom and a large boot capacity of over 1,700 litres with the rear seats folded. It has also been designed to make your life easier, with convenient features such as a hands-free access tailgate\*, one-motion folding seats and a flat boot floor to maximise loading. If you need to carry more than five people, no problem as the CR-V now gives you the option of seven seats\*.



14

Model shown is CR-V 1.5 VTEC TURBO Executive in Premium Crystal Red Metallic.



# Honda SENSING

Honda SENSING is one of the most advanced safety technology suites available and is standard across the range.

## COLLISION MITIGATION BRAKING SYSTEM

If there is the possibility of a collision with a vehicle or a pedestrian this feature will alert you to the danger as well as reducing your speed to help minimise the severity of any impact.

## LANE DEPARTURE WARNING

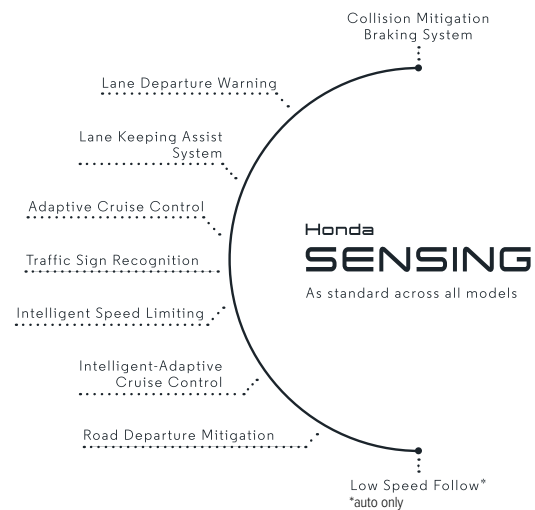
If the car moves out of its lane without you activating the indicator, then alerts will flash and sound, to help bring your attention to correcting the lane drift.

## ROAD DEPARTURE MITIGATION

A windscreen mounted camera detects whether the car is veering off the road and uses the Electric Power Steering to apply subtle corrections to keep your vehicle in its lane. In certain conditions, it can also apply braking force.

## LANE KEEPING ASSIST SYSTEM

Helps keep you in the middle of your lane, providing a less stressful driving experience by reducing the need for steering correction movements and driving effort on the motorway.



## INTELLIGENT-ADAPTIVE CRUISE CONTROL

This feature detects if a vehicle driving in an adjacent lane intends to cut in front of you and adjusts the speed of your CR-V in advance. It also helps you maintain the distance between you and the car in front, so you don't have to change your speed.

## ADAPTIVE CRUISE CONTROL WITH LOW-SPEED FOLLOWING\*

This function maintains a set cruising speed and following distance relative to the vehicle in front of you. If the detected vehicle comes to a stop, the function will decelerate and stop your vehicle without you having to keep your foot on the brake. Once the car in front starts moving again simply tap the accelerator to resume the operation.

## TRAFFIC SIGN RECOGNITION

The Traffic Sign Recognition system identifies traffic signs and relays this information to you via a visual display. Two signs can be displayed at any one time.

## INTELLIGENT SPEED LIMITER

Cleverly combines the existing adjustable speed limiter function with the Traffic Sign Recognition system to automatically set the speed limit to that which the Traffic Sign Recognition system detects.







YOUR CR-V



**VTEC TURBO**





# COMFORT

## Honda SENSING

- ◆ Forward collision warning
- ◆ Lane keep assist system
- ◆ Lane departure warning
- ◆ Road departure mitigation
- ◆ Intelligent speed limiter
- ◆ Collision mitigation braking system
- ◆ Traffic sign recognition
- ◆ Adaptive cruise control/intelligent-adaptive cruise control
- ◆ 18" alloy wheels
- ◆ Driver SRS, passenger SRS, side (front) and side curtain airbags
- ◆ Anti-lock Braking System and Brake Assist
- ◆ Electric parking brake with automatic brake hold
- ◆ Dusk sensing auto lights
- ◆ Headlight auto on/off timer (coming home/leaving home function)
- ◆ LED daytime running lights
- ◆ LED headlights with headlight washers
- ◆ Electric adjustable and heated mirrors
- ◆ Vehicle Stability Assist
- ◆ Trailer Stability Assist
- ◆ Hill Start Assist
- ◆ Agile Handling Assist
- ◆ Deflation warning system
- ◆ Emergency stop signal
- ◆ Security alarm system and immobiliser
- ◆ Emergency Call
- ◆ ECON mode

**2.0 Hybrid i-MMD**  
**184PS 2WD**  
e-CVT

**1.5 VTEC TURBO**  
**173PS 2WD**  
6-speed manual transmission

- ◆ Tilt and telescopic multi-function steering wheel
- ◆ Fabric upholstery
- ◆ One motion 60/40 split fold rear seat
- ◆ Driver seat manual height adjust
- ◆ Driver power lumbar support
- ◆ Climate control auto A/C
- ◆ Intelligent-Multi Information Display
- ◆ 5" monitor audio with DAB digital radio
- ◆ 8 speakers
- ◆ Steering wheel remote audio controls
- ◆ Bluetooth™ Hands Free Telephone
- ◆ 1 x USB connection
- ◆ Front instrument panel, centre console and boot accessory sockets
- ◆ Wood style instrument panel garnish
- ◆ Tonneau cover
- Hybrid Only**
- ◆ Smart Entry & Start
- ◆ Deceleration paddle selector
- ◆ Hybrid Emblem
- ◆ Front Fog Lights LED
- ◆ Tyre Repair Kit
- ◆ Low Speed Follow
- VTEC Turbo Only**
- ◆ Remote Central Locking with 2 Jack Knife Keys
- ◆ Shift Indicator Light (SIL)
- ◆ Idle Stop
- ◆ Spare Temper Tyre

For full specification on this grade, please refer to pages 37-44







# LIFESTYLE

## Honda SENSING

In addition to features available in the Comfort grade, the features on the Lifestyle grade include:

- ◆ Rain sensing auto wipers
- ◆ Remote power window and retractable door mirrors (key fob operation)
- ◆ Climate control dual auto A/C
- ◆ Parking sensors (front and rear)
- ◆ Rear view camera
- ◆ Auto dim rear view mirror
- ◆ Leather steering wheel
- ◆ Honda CONNECT with Garmin Navigation: 7" touchscreen, AM/FM/DAB digital radio, Apple CarPlay, Android Auto™, internet radio, Aha™ app integration and internet browsing\*
- ◆ 2 x front USB connections
- ◆ 2 x rear USB connections (charge only)
- ◆ AWD emblem (AWD only)
- ◆ 9 speakers including subwoofer
- ◆ Exterior mirror tilt for reverse
- ◆ Illumination for sun visor vanity mirror
- ◆ Glove box light
- ◆ Sunglass box with mirror

**2.0 Hybrid i-MMD**  
**184PS 2WD/AWD**  
e-CVT

**1.5 VTEC TURBO**  
**173PS 2WD/AWD**  
6-speed manual  
transmission

**1.5 VTEC TURBO**  
**193PS AWD**  
7-Speed CVT  
Automatic Transmission

### VTEC Turbo Only

- ◆ Optional 7 seats
- ◆ Leather shift knob (manual only)
- ◆ Paddle Shift (CVT only)

\*Connectivity for Aha™ app (including internet radio) and for internet browsing is through WiFi tethering or mobile WiFi Router. Data usage and roaming charges may result from using applications on Honda CONNECT. We recommend you check your mobile phone subscribed package. Internet browsing function can only be used when the car is stationary. Only iPhone 5 or newer with iOS 8.4 or later are compatible with Apple CarPlay. Apple CarPlay features, applications and services may not be available in all areas and are subject to change. To use Android Auto™, you need to download the Android Auto™ app from Google Play™ to your smartphone. Only Android 5.0 (Lollipop) or later versions are compatible with Android Auto™. Android Auto™ availability is subject to change and may vary based on geographical location. Apple CarPlay is a trademark of Apple Inc., registered in the U.S. and other countries.

For full specifications, please refer to pages 37-44







# ELEGANCE

Honda  
**SENSING**

In addition to features available in the Lifestyle grade, the features on the Elegance grade include:

- ◆ Roof rails
- ◆ Privacy glass
- ◆ Leather upholstery
- ◆ Passenger power lumbar support
- ◆ Passenger seat manual height adjustment
- ◆ Ambient light (driver/passenger footwell/door handle)
- ◆ Windscreen wiper de-icer
- ◆ Blind Spot Information and Cross Traffic Monitor
- ◆ Active cornering lights
- ◆ Heated Front Seats

**2.0 Hybrid i-MMD**  
**184PS 2WD/AWD**  
e-CVT

**1.5 VTEC TURBO**  
**173PS 2WD/ AWD**  
6-speed manual  
transmission

**1.5 VTEC TURBO**  
**193PS AWD**  
7-Speed CVT  
Automatic Transmission

**VTEC Turbo Only**

- ◆ Optional 7 seats

For full specifications, please refer to pages 37-44







# EXECUTIVE

**2.0 Hybrid i-MMD  
184PS AWD**  
e-CVT

**1.5 VTEC TURBO  
173PS 2WD**  
6-speed manual  
transmission

**1.5 VTEC TURBO  
193PS AWD**  
7-Speed CVT  
Automatic Transmission

In addition to features available in the Elegance grade, the features on the Executive grade include:

- ◆ Panorama glass roof (opening)
- ◆ Head-up display
- ◆ Heated steering wheel
- ◆ Rear heated seats
- ◆ Hands free access power tailgate
- ◆ Driver power seat adjust (8 way) with driver memory
- ◆ Ambient light roof
- ◆ 5 Seats only


For full specification on this grade, please refer to pages 37-44





# LIVE LIFE IN COLOUR

Each colour has been created to complement the CR-V's styling perfectly. All you need to do is choose your favourite.



PREMIUM CRYSTAL RED METALLIC\*

CRYSTAL BLACK PEARL

PLATINUM WHITE PEARL

PREMIUM AGATE BROWN PEARL

COSMIC BLUE METALLIC

RALLYE RED\*\*  
SPECIAL ORDER

MODERN STEEL METALLIC

LUNAR SILVER METALLIC

\*Premium Crystal Red Metallic is only available on Elegance and Executive grades.  
\*\*Rallye Red is only available for Comfort and Lifestyle.





# YOUR UPHOLSTERY

Choose from our selection of high quality cloth and premium leather. Designed to complement the elegant interior of your CR-V and of course to make you feel comfortable, however long the journey.

	BLACK FABRIC	BLACK LEATHER	IVORY LEATHER*
COMFORT	◆		
LIFESTYLE	◆		
ELEGANCE		◆	◆
EXECUTIVE		◆	◆

\*Ivory leather only available with these body colours: Crystal Black Pearl, Modern Steel Metallic, Premium Crystal Red Metallic and Premium Agate Brown Pearl.

01 BLACK LEATHER



02 BLACK FABRIC




03 IVORY LEATHER\*  
AVAILABLE IN:  
◆ PREMIUM CRYSTAL RED METALLIC  
◆ CRYSTAL BLACK PEARL  
◆ PREMIUM AGATE BROWN PEARL  
◆ MODERN STEEL METALLIC



## STYLE PACK

This Style Pack will increase the body colour accents on the lower side of the car. **Pack contains:** front lower decoration, rear lower decoration and side lower decorations in body colour. Available for both petrol and hybrid engine options.

Image includes 19" CR1901 alloy wheels. Sold separately.



## FRONT AND REAR LOWER DECORATIONS

The front and rear lower decorations, standard on the car, get a body colour finish and maximise the premium feel and refinement.

## SIDE LOWER DECORATION

These smart and stylish decorations give your CR-V a robust, muscular look. They are finished in body colour to complement the front and rear lower decoration on the standard bumper.

## INTERIOR PANELS

Finished in high quality, subtly textured silver, these interior panels give your CR-V a sleek contemporary look.

**Pack contains:** front dashboard panels, centre console panels, front door panels and rear door panels.







### ILLUMINATION PACK

The Illumination Pack uses a combination of lights to give an ambient atmosphere to the inside of your car. **Pack contains:** front ambient footlights and the illuminated door sill trims.

### RUNNING BOARDS

If you want to enter or exit your car more easily, choose our running boards. They are designed to fully integrate with the sleek design of your CR-V and are finished in aluminium with black details or in a full black finish to add an extra touch of class to your car.



### MIRROR CAPS

Enhance the individuality of your CR-V with these Asphalt Silver mirror caps. Designed to replace the existing ones. **Kit contains:** two mirror caps.

### SIDE LOWER DECORATIONS

These smart and stylish decorations give your CR-V a robust, muscular look. They are finished in Asphalt Silver or body colour to compliment the front and rear lower decoration on the standard bumper.

**Kit contains:** two parts per side.

### TAILGATE DECORATION

Accentuate the exterior look of your car with an attractive tailgate decoration. The distinctive chrome look adds a little extra style and sophistication to your CR-V.

### TAILGATE SPOILER

Add an extra competitive and sporty edge to the back of your CR-V with a floating style tailgate spoiler.





#### PUDDLE LIGHTS

The LED puddle lights create an effective, small pool of light just underneath the front doors, illuminating the area beside the car. Only in combination with the running boards.



#### WINDSHIELD COVER

This windshield cover acts as a shield against the elements and will also protect the mirrors and front side windows from heavy weather when your car is parked outside. It features the CR-V logo.



#### DETACHABLE TRAILER HITCH

With this detachable tow bar, you can pull your trailer or carry bikes with no worries at all. Maximum towing capacity: 750 to 2000 depending on vehicle engine and transmission type. Maximum vertical load: 100kg. Including a 13 PIN trailer harness.



#### DOOR VISORS

These door visors are mounted on the top of the front and rear doors and smoothly deflect the air streams.

**Kit contains:** a set of four visors.



#### BICYCLE RACK

Universal, easy-to-install bike carrier is designed for easy loading and unloading of your bike. Lockable to prevent your bike from theft.



#### BOOT TRAY - HEAVY DUTY

This waterproof, heavy duty boot tray is made out of a sturdy high-quality material and is perfectly shaped to fit your car's rear storage space. It will protect the boot from dirt and scratches, has high walls and features the CR-V logo.



#### 18" CR1801 ALLOY WHEEL

This alloy comes with Gunpowder Black windows and a diamond cut A-surface with shiny clear coat.



#### 19" CR1901 ALLOY WHEEL

This alloy comes with Rombo Silver windows and a diamond cut A-surface with matte clear coat.



<div><div></div><div>HYBRID</div></div>						
Body Type	SUV	SUV	SUV	SUV	SUV	SUV
Engine Type	Hybrid	Hybrid	Hybrid	Hybrid	Hybrid	Hybrid
Driven Wheels	2WD	2WD	2WD	4WD	4WD	4WD
Transmission Type	eCVT	eCVT	eCVT	eCVT	eCVT	eCVT
Grade Name	Comfort	Lifestyle	Elegance	Lifestyle	Elegance	Executive
ENGINE						
Engine	i-MMD	i-MMD	i-MMD	i-MMD	i-MMD	i-MMD
Displacement (cc)	1993	1993	1993	1993	1993	1993
Valve Train	4 Valves	4 Valves	4 Valves	4 Valves	4 Valves	4 Valves
Emission Standard	Euro 6	Euro 6	Euro 6	Euro 6	Euro 6	Euro 6
Fuel Required	Unleaded (95)	Unleaded (95)	Unleaded (95)	Unleaded (95)	Unleaded (95)	Unleaded (95)
PERFORMANCE						
Engine Maximum Power (kW at rpm)	107/6200	107/6200	107/6200	107/6200	107/6200	107/6200
Engine Maximum Power (PS at rpm)	145/6200	145/6200	145/6200	145/6200	145/6200	145/6200
Engine Maximum Torque (Nm at rpm)	175/4000	175/4000	175/4000	175/4000	175/4000	175/4000
0 → 100 km/h (seconds)	8.8	8.8	8.8	9.2	9.2	9.2
Max Speed (km/h)	180	180	180	180	180	180
FUEL ECONOMY AND EMISSIONS						
WLTP *						
Low - CO2 g/km	179	179	180	188	189	191
Medium - CO2 g/km	122	122	122	123	124	125
High - CO2 g/km	129	130	130	142	142	143
Extra High - CO2 g/km	189	190	190	202	203	205
Combined - CO2 g/km	156	156	156	166	166	168
Low - FC l/100km	7.9	7.9	7.9	8.3	8.3	8.4
Medium - FC l/100km	5.4	5.4	5.4	5.4	5.5	5.5
High - FC l/100km	5.7	5.7	5.7	6.3	6.3	6.3
Extra High - FC l/100km	8.3	8.4	8.4	8.9	9	9
Combined - FC l/100km	6.9	6.9	6.9	7.3	7.3	7.4
NEDC						
Urban Cycle CO2 g/km	113	113	113	117	117	117
Extra Urban CO2 g/km	124	124	124	131	131	131
Combined CO2 g/km	120	120	120	126	126	126
Urban Cycle (l/100km)	5	5	5	5.1	5.1	5.1
Extra Urban (l/100km)	5.4	5.4	5.4	5.7	5.7	5.7
Combined (l/100km)	5.3	5.3	5.3	5.5	5.5	5.5
Carbon Monoxide CO (mg/km)	273.4	273.4	273.4	342	342	342
Total Hydro Carbon HC (mg/km)	18.3	18.3	18.3	16.6	16.6	16.6
Non-Methane Hydro Carbon NMHC (mg/km)	15.8	15.8	15.8	14.3	14.3	14.3
Nitrogen Oxides NOx (mg/km)	9.4	9.4	9.4	9.7	9.7	9.7
DIMENSIONS						
Overall Length (mm) at MRO	4603	4603	4603	4603	4603	4603
Overall Width (mm) excluding Door Mirror	1855	1855	1855	1855	1855	1855
Overall Width (mm) with Door Mirror Folded	1931.8	1931.8	1931.8	1931.8	1931.8	1931.8
Overall Width including Door Mirror (mm)	2117.2	2117.2	2117.2	2117.2	2117.2	2117.2
Overall Height - with Shark Fin (mm)	1679	1679	1689	1689	1689	1689
Wheelbase (mm) at MPW	2663	2663	2663	2662	2662	2662
Track Front (mm) at MPW	1601	1601	1601	1598	1598	1598
Track Rear (mm) at MPW	1630	1630	1630	1629	1629	1629
Ground Clearance -No Load (mm)	190	190	190	200	200	200
Max. Seating Capacity (persons)	5	5	5	5	5	5
Turning Circle - Curb-to-Curb(ft/m)	11.4	11.4	11.4	11.4	11.4	11.4
Steering Wheel Lock to Lock (wheel turns)	2.34	2.34	2.34	2.34	2.34	2.34
CAPACITY						
BootCapacity - Rear Seat up & 3rd row seat up (litres, VDA method)	497	497	497	497	497	497
Boot Capacity - Rear Seat Down & 3rd row seat down - Load to window (litres, VDA method)	1064	1064	1064	1064	1064	1064
Boot Capacity - Rear Seat Down & 3rd Seat Down - Load to Roof (litres, VDA method)	1697	1697	1697	1697	1697	1638
Fuel Tank (litres)	57	57	57	57	57	57

<div><div></div><div>HYBRID</div></div>						
Body Type	SUV	SUV	SUV	SUV	SUV	SUV
Engine Type	Hybrid	Hybrid	Hybrid	Hybrid	Hybrid	Hybrid
Driven Wheels	2WD	2WD	2WD	4WD	4WD	4WD
Transmission Type	eCVT	eCVT	eCVT	eCVT	eCVT	eCVT
Grade Name	Comfort	Lifestyle	Elegance	Lifestyle	Elegance	Executive
WEIGHT						
Curb Weight (kg)	1614-1657	1614-1657	1614-1657	1672 - 1726	1672 - 1726	1672 - 1726
Max. Permissible Weight (kg)	2240	2240	2240	2275	2275	2275
Payload (kg)	583-626	583-626	583-626	549-603	549-603	549-603
Max. Permissible Axle Weight - Front/Rear (kg)	1150/1150	1150/1150	1150/1150	1150/1150	1150/1150	1150/1150
Max. Towing Weight (kg) braked	750	750	750	750	750	750
Max. Towing Weight (kg) unbraked	600	600	600	600	600	600
Max Trailer Nose Weight (kg)	100	100	100	100	100	100
Max. Roof Load (kg)	75	75	75	75	75	75
SAFETY						
Driver SRS Airbag (Single)	♦	♦	♦	♦	♦	♦
Passenger SRS Airbag with Cut Off Switch	♦	♦	♦	♦	♦	♦
Side Airbags (Front)	♦	♦	♦	♦	♦	♦
Side Curtain Airbags (Front and Rear)	♦	♦	♦	♦	♦	♦
Whiplash Lessening Front Headrests	♦	♦	♦	♦	♦	♦
ABS (Anti-Lock Braking System)	♦	♦	♦	♦	♦	♦
Electronic Brakeforce Distribution (EBD)	♦	♦	♦	♦	♦	♦
Brake Assist (BA)	♦	♦	♦	♦	♦	♦
Vehicle Stability Assist (VSA)	♦	♦	♦	♦	♦	♦
Trailer Stability Assist (TSA)						
Front Seat Belts with Emergency Locking Retractor (ELR)	♦	♦	♦	♦	♦	♦
Rear Seat Belts with Emergency Locking Retractor (ELR)	♦	♦	♦	♦	♦	♦
ISO Fix Points	♦	♦	♦	♦	♦	♦
Deflation Warning System (DWS)	♦	♦	♦	♦	♦	♦
Hill Start Assist (HSA)	♦	♦	♦	♦	♦	♦
Emergency Stop Signal	♦	♦	♦	♦	♦	♦
Agile Handling Assist (AHA) New	♦	♦	♦	♦	♦	♦
Collision Mitigation Braking System	♦	♦	♦	♦	♦	♦
Forward Collision Warning	♦	♦	♦	♦	♦	♦
Lane Keep Assist System	♦	♦	♦	♦	♦	♦
Lane Departure Warning	♦	♦	♦	♦	♦	♦
Road Departure Mitigation	♦	♦	♦	♦	♦	♦
Intelligent Speed limiter	♦	♦	♦	♦	♦	♦
Adaptive Cruise Control / Intelligent Adaptive Cruise Control	♦	♦	♦	♦	♦	♦
Traffic Sign Recognition System	♦	♦	♦	♦	♦	♦
Low Speed Following	♦	♦	♦	♦	♦	♦
Blind Spot Information incl. Cross Traffic Monitor			♦		♦	♦
Emergency Call (e Call)	♦	♦	♦	♦	♦	♦
SECURITY						
Immobilizer System	♦	♦	♦	♦	♦	♦
Security Alarm System (Std )	♦	♦	♦	♦	♦	♦
Smart Entry & Start	♦	♦	♦	♦	♦	♦
Tonneau Cover	♦	♦	♦	♦	♦	♦
INTERIOR TRIM						
Fabric Interior	♦	♦		♦		
Leather Interior			♦		♦	♦
Silver Interior Door Handles	♦	♦	♦	♦	♦	♦
Leather Steering Wheel		♦	♦	♦	♦	♦
Heated Steering						♦
Instrument Panel garnish Wood Film	♦	♦	♦	♦	♦	♦



Body Type	SUV	SUV	SUV	SUV	SUV	SUV
Engine Type	Hybrid	Hybrid	Hybrid	Hybrid	Hybrid	Hybrid
Driven Wheels	2WD	2WD	2WD	4WD	4WD	4WD
Transmission Type	eCVT	eCVT	eCVT	eCVT	eCVT	eCVT
Grade Name	Comfort	Lifestyle	Elegance	Lifestyle	Elegance	Executive
FUNCTION & TECHNOLOGY						
ECON Mode	♦	♦	♦	♦	♦	♦
intelligent Multi Info Display (i-MID)	♦	♦	♦	♦	♦	♦
Head Up Display						♦
Electric Power Steering (EPS)	♦	♦	♦	♦	♦	♦
Electronic Parking Brake with Automatic Brake Hold	♦	♦	♦	♦	♦	♦
Deceleration Paddle Selector	♦	♦	♦	♦	♦	♦
COMFORT & CONVENIENCE						
Climate Control single Auto A/C	♦					
Climate Control Dual Auto A/C		♦	♦	♦	♦	♦
RR A/C Vent	♦	♦	♦	♦	♦	♦
Rain Sensing Auto Wipers		♦	♦	♦	♦	♦
Dusk Sensing Auto Lights	♦	♦	♦	♦	♦	♦
Front Windshield De-icer ( Wipers Area)			♦		♦	♦
Auto Dim Rear View Mirror		♦	♦	♦	♦	♦
Parking Sensors (4 x Front and 4 x Rear)		♦	♦	♦	♦	♦
Rear View Camera		♦	♦	♦	♦	♦
Power Windows (Front and Rear)	♦	♦	♦	♦	♦	♦
DR/AS One Touch Power Window (Up/Down)	♦	♦	♦	♦	♦	♦
RR One Touch Power Window (Up/Down)	♦	♦	♦	♦	♦	♦
Remote Power Window (Key Fob Operation)	♦	♦	♦	♦	♦	♦
Remote Retractable Door Mirrors (Key Fob Operation)		♦	♦	♦	♦	♦
Tilt and Telescopic Steering Wheel	♦	♦	♦	♦	♦	♦
Aspheric Door Mirror	♦	♦	♦	♦	♦	♦
Electric Adjustable and Heated Door Mirrors	♦	♦	♦	♦	♦	♦
Electrically Retractable Door Mirrors		♦	♦	♦	♦	♦
Exterior Mirror Tilt for Reverse		♦	♦	♦	♦	♦
Driver and Front Passenger Seat Armrest(Console style)	♦	♦	♦	♦	♦	♦
Rear Seat Centre Armrest	♦	♦	♦	♦	♦	♦
Sunvisor Vanity Mirrors	♦	♦	♦	♦	♦	♦
Illumination for Sunvisor Vanity Mirrors		♦	♦	♦	♦	♦
Sunglasses Box with Mirror		♦	♦	♦	♦	♦
Sunglasses Box	♦					
Accessory Socket (Front)	♦	♦	♦	♦	♦	♦
Accessory Socket (Centre Console)	♦	♦	♦	♦	♦	♦
Accessory Socket (Trunk)	♦	♦	♦	♦	♦	♦
Hands Free Access Power Tailgate						♦
Cargo net hook	♦	♦	♦	♦	♦	♦
Driver Seat Manual Height Adjustment	♦	♦	♦	♦	♦	
Driver Seat Power Adjust (8 way) with DR Memory						♦
Driver Seat Power Lumbar Support	♦	♦	♦	♦	♦	♦
Driver Seat Back Pocket	♦	♦	♦	♦	♦	♦
Passenger Seat Back Pocket	♦	♦	♦	♦	♦	♦
Passenger Seat Manual Height Adjustment			♦		♦	♦
Passenger Seat Power Lumbar Support			♦		♦	♦
Heated Seats (Front)			♦		♦	♦
Heated Seats (Rear)					♦	♦
60/40 Split Fold Rear Seats with One Motion Fold Down	♦	♦	♦	♦	♦	♦
INTERIOR LIGHTS						
Map Light (Front)	♦	♦	♦	♦	♦	♦
Rear reading light	♦	♦	♦	♦	♦	♦
Trunk Light	♦	♦	♦	♦	♦	♦
Glove Box Light		♦	♦	♦	♦	♦
Courtesy Light	♦	♦	♦	♦	♦	♦
Ambient Light (Roof)						♦
Ambient Light (Driver/Passenger Footwell/Door handle)			♦		♦	♦

Body Type	SUV	SUV	SUV	SUV	SUV	SUV
Engine Type	Hybrid	Hybrid	Hybrid	Hybrid	Hybrid	Hybrid
Driven Wheels	2WD	2WD	2WD	4WD	4WD	4WD
Transmission Type	eCVT	eCVT	eCVT	eCVT	eCVT	eCVT
Grade Name	Comfort	Lifestyle	Elegance	Lifestyle	Elegance	Executive
AUDIO & COMMUNICATIONS						
5 inch monitor Audio	♦					
"Honda CONNECT with GARMIN Navigation (7"" touchscreen, AM/FM/DAB, Apple CarPlay TM / Android Auto TM, internet radio, Aha TM app integration, internet browsing)"		♦	♦	♦	♦	♦
x1 USB Front	♦					
2x USB Front		♦	♦	♦	♦	♦
2x USB rear (Charge ONLY)		♦	♦	♦	♦	♦
8 Speakers ( FR & Rr Speaker / Fr & RR tweeter)	♦					
9 Speakers ( FR & Rr Speaker / Fr & RR tweeter plus subwoofer)		♦	♦	♦	♦	♦
DAB Radio	♦	♦	♦	♦	♦	♦
BluetoothTM Hands Free Telephone (HFT)	♦	♦	♦	♦	♦	♦
Steering Wheel Remote Audio Controls	♦	♦	♦	♦	♦	♦
EXTERIOR						
Body Color Exterior Door Handles	♦	♦	♦	♦	♦	♦
Panorama Glass Roof ( opening)						♦
Privacy Glass			♦		♦	♦
Shark Fin Antenna	♦	♦	♦	♦	♦	♦
Tailgate Spoiler (Body color)	♦	♦	♦	♦	♦	♦
AWD Emblem Rear		♦		♦	♦	♦
HYBRID Emblem ( Hybrid ONLY)	♦	♦	♦	♦	♦	♦
EXTERIOR LIGHTS						
LED Headlights	♦	♦	♦	♦	♦	♦
Active Cornering Lights			♦		♦	♦
High Beam Support System (HSS)	♦	♦	♦	♦	♦	♦
Front Fog Lights - LED	♦	♦	♦	♦	♦	♦
Rear Combi LED lights	♦	♦	♦	♦	♦	♦
Daytime Running Lights - LED	♦	♦	♦	♦	♦	♦
Headlight Auto On/Off Timer (Coming Home/Leaving Home Function)	♦	♦	♦	♦	♦	♦
WHEELS						
18" Alloy Wheels (Black)	♦	♦	♦	♦	♦	♦
Tyres 235/60R18	♦	♦	♦	♦	♦	♦
Tyre Repair Kit	♦	♦	♦	♦	♦	♦



VTEC TURBO

Body Type	5D SUV	5D SUV	5D SUV	5D SUV	5D SUV	5D SUV	5D SUV
Engine Type	1.5T	1.5T	1.5T	1.5T	1.5T	1.5T	1.5T
Driven Wheels	2WD	2WD	4WD	4WD	4WD	4WD	4WD
Transmission Type	6MT	6MT	6MT/CVT	6MT/CVT	6MT/CVT	6MT/CVT	6MT/CVT
Grade Name	Comfort	Lifestyle	Lifestyle	Elegance	Executive	Lifestyle	Elegance
7 Seater						7 Seater	7 Seater
ENGINE							
Engine	Petrol	Petrol	Petrol	Petrol	Petrol	Petrol	Petrol
Displacement (cc)	1498	1498	1498	1498	1498	1498	1498
Bore X Stroke (mm)	73.0 x 89.5	73.0 x 89.5	73.0 x 89.5	73.0 x 89.5	73.0 x 89.5	73.0 x 89.5	73.0 x 89.5
Compression Ratio	10.3	10.3	10.3	10.3	10.3	10.3	10.3
Valve Train	4 Valves	4 Valves	4 Valves	4 Valves	4 Valves	4 Valves	4 Valves
Emission Standard	Euro 6	Euro 6	Euro 6	Euro 6	Euro 6	Euro 6	Euro 6
Fuel Required	Unleaded (95)	Unleaded (95)	Unleaded (95)	Unleaded (95)	Unleaded (95)	Unleaded (95)	Unleaded (95)
PERFORMANCE							
Engine Maximum Power (kW at rpm)	127/5600	127/5600	127/5600/142/5600	127/5600/142/5600	127/5600/142/5600	127/5600/142/5600	127/5600/142/5600
Engine Maximum Power (PS at rpm)	173/5600	173/5600	173/5600/193/5600	173/5600/193/5600	173/5600/193/5600	173/5600/193/5600	173/5600/193/5600
Engine Maximum Torque (Nm at rpm)	220/1900-5000	220/1900-5000	220/1900-5000/243/2000-5000	220/1900-5000/243/2000-5000	220/1900-5000/243/2000-5000	220/1900-5000/243/2000-5000	220/1900-5000/243/2000-5000
Electric Motor Max Power(kW [PS])							
Electric Motor Max Torque (Nm)							
0 ➔ 100 km/h (seconds)	9.3	9.3	9.8/10	9.8/10	9.8/10	9.8/10	9.8/10
Max Speed (km/h)	210	210	208/200	208/200	208/200	208/200	208/200
Interior Noise Level (dB)	68	68	68/69	68/69	68/69	68/69	68/69
FUEL ECONOMY AND EMISSIONS							
WLTP *							
Low - CO2 g/km	198	200	212/259	213/260	216/265	218/265	219/266
Medium - CO2 g/km	154	156	167/183	168/184	171/188	173/188	174/189
High - CO2 g/km	144	145	155/166	156/167	158/170	159/170	160/170
Extra High - CO2 g/km	179	180	191/207	191/208	194/210	195/210	195/211
Combined - CO2 g/km	166	167	178/196	178/197	181/201	182/201	183/201
Low - FC l/100km	8.8	8.8	9.4/11.4	9.4/11.5	9.5/11.7	9.6/11.7	9.6/11.8
Medium - FC l/100km	6.8	6.9	7.4/8.1	7.4/8.1	7.6/8.3	7.6/8.3	7.7/8.3
High - FC l/100km	6.4	6.4	6.8/7.3	6.9/7.4	7/7.5	7/7.5	7/7.5
Extra High - FC l/100km	7.9	8	8.4/9.1	8.4/9.2	8.5/9.3	8.6/9.3	8.6/9.3
Combined - FC l/100km	7.3	7.4	7.8/8.7	7.9/8.7	8/8.9	8/8.9	8.1/8.9
NEDC *							
Urban Cycle CO2 g/km	169	169	175/197	175/197	175/197	175/197	175/197
Extra Urban CO2 g/km	128	128	137/141	137/141	137/141	137/141	137/141
Combined CO2 g/km	143	143	151/162	151/162	151/162	151/162	151/162
Urban Cycle (l/100km)	7.4	7.4	7.6/8.6	7.6/8.6	7.6/8.6	7.6/8.6	7.6/8.6
Extra Urban (l/100km)	5.6	5.6	6/6.2	6/6.2	6/6.2	6/6.2	6/6.2
Combined (l/100km)	6.3	6.3	6.6/7.1	6.6/7.1	6.6/7.1	6.6/7.1	6.6/7.1
WLTP *							
Carbon Monoxide CO (mg/km)	153.2	153.2	185.4/154.4	185.4/154.4	185.4/154.4	185.4/154.4	185.4/154.4
Total Hydro Carbon HC (mg/km)	14	14	16.2/11.9	16.2/11.9	16.2/11.9	16.2/11.9	16.2/11.9
Non-Methane Hydro Carbon NMHC (mg/km)	11.4	11.4	13.7/9.5	13.7/9.5	13.7/9.5	13.7/9.5	13.7/9.5
Nitrogen Oxides NOx (mg/km)	12.5	12.5	12/7.8	12/7.8	12/7.8	12/7.8	12/7.8
Particulates (mg/km)	0.3	0.3	0.62/0.44	0.62/0.44	0.62/0.44	0.62/0.44	0.62/0.44
DIMENSIONS							
Overall Length (mm) at MRO	4600	4600	4600	4600	4600	4600	4600
Overall Width (mm) excluding Door Mirror	1855	1855	1855	1855	1855	1855	1855
Overall Width (mm) with Door Mirror Folded	1931.8	1931.8	1931.8	1931.8	1931.8	1931.8	1931.8
Overall Width including Door Mirror (mm)	2117.2	2117.2	2117.2	2117.2	2117.2	2117.2	2117.2
Overall Height - with Shark Fin (mm)	1679	1679	1689	1689	1689	1689	1689
Wheelbase (mm) at MPW	2663	2663	2662	2662	2662	2662	2662
Track Front (mm) at MPW	1602	1602	1601	1601	1601	1601	1601
Track Rear (mm) at MPW	1630	1630	1629	1629	1629	1629	1629
Ground Clearance -No Load (mm)	198	198	208	208	208	208	208
Max. Seating Capacity (persons)	5	5	5	5	5	7	7
Turning Circle - Curb-to-Curb(ft/m)	11.4	11.4	11.4	11.4	11.4	11.4	11.4
Steering Wheel Lock to Lock (wheel turns)	2.34	2.34	2.34	2.34	2.34	2.34	2.34

VTEC TURBO

Body Type	5D SUV	5D SUV	5D SUV	5D SUV	5D SUV	5D SUV	5D SUV
Engine Type	1.5T	1.5T	1.5T	1.5T	1.5T	1.5T	1.5T
Driven Wheels	2WD	2WD	4WD	4WD	4WD	4WD	4WD
Transmission Type	6MT	6MT	6MT/CVT	6MT/CVT	6MT/CVT	6MT/CVT	6MT/CVT
Grade Name	Comfort	Lifestyle	Lifestyle	Elegance	Executive	Lifestyle	Elegance
7 Seater						7 Seater	7 Seater
CAPACITY							
Trunk Capacity - Rear Seat up & 3rd row seat up (litres, VDA method)	561	561	561	561	561	150	150
Trunk Capacity - Rear Seat Down & 3rd row seat down - Load to window (litres, VDA method)	1123	1123	1123	1123	1123	911	911
Trunk Capacity - Rear Seat Down & 3rd Seat Down - Load to Roof (litres, VDA method)	1756	1756	1756	1756	1694	1509	1509
Fuel Tank (litres)	57	57	57	57	57	57	57
WEIGHT							
Curb Weight (kg)	1501-1523	1501-1523	1573-1680/1598-1705	1573-1680/1598-1705	1573-1642/1598-1705	1573-1680/1598-1705	1573-1680/1598-1705
Max. Permissible Weight (kg)	2150	2150	2150/2350	2150/2350	2150/2350	2350	2350
Payload (kg)	627-649	627-649	470-577/645-752	470-577/645-752	508-577/645-752	670-777/645-752	670-777/645-752
Max. Permissible Axle Weight - Front/Rear (kg)	1150/1100	1150/1100	1150/1300/1150-1300	1150/1300/1150-1300	1150/1300	1150/1300	1150/1300
Max. Towing Weight (kg) braked	2000	2000	2000/1500	2000/1500	2000	1800/1500	1800/1500
Max. Towing Weight (kg) unbraked	600	600	600	600	600	600	600
Max Trailer Nose Weight (kg)	100	100	100	100	100	100	100
Max. Roof Load (kg)	75	75	75	75	75	75	75
SAFETY							
Driver SRS Airbag (Single)	♦	♦	♦	♦	♦	♦	♦
Passenger SRS Airbag with Cut Off Switch	♦	♦	♦	♦	♦	♦	♦
Side Airbags (Front)	♦	♦	♦	♦	♦	♦	♦
Side Curtain Airbags (Front and Rear)	♦	♦	♦	♦	♦	♦	♦
Whiplash Lessening Front Headrests	♦	♦	♦	♦	♦	♦	♦
ABS (Anti-Lock Braking System)	♦	♦	♦	♦	♦	♦	♦
Electronic Brakeforce Distribution (EBD)	♦	♦	♦	♦	♦	♦	♦
Brake Assist (BA)	♦	♦	♦	♦	♦	♦	♦
Vehicle Stability Assist (VSA)	♦	♦	♦	♦	♦	♦	♦
Trailer Stability Assist (TSA)	♦	♦	♦	♦	♦	♦	♦
Front Seat Belts with Emergency Locking Retractor (ELR)	♦	♦	♦	♦	♦	♦	♦
Rear Seat Belts with Emergency Locking Retractor (ELR)	♦	♦	♦	♦	♦	♦	♦
ISO Fix Points	♦	♦	♦	♦	♦	♦	♦
Deflation Warning System (DWS)	♦	♦	♦	♦	♦	♦	♦
Hill Start Assist (HSA)	♦	♦	♦	♦	♦	♦	♦
Emergency Stop Signal	♦	♦	♦	♦	♦	♦	♦
Agile Handling Assist (AHA) New	♦	♦	♦	♦	♦	♦	♦
Collision Mitigation Braking System	♦	♦	♦	♦	♦	♦	♦
Forward Collision Warning	♦	♦	♦	♦	♦	♦	♦
Lane Keep Assist System	♦	♦	♦	♦	♦	♦	♦
Lane Departure Warning	♦	♦	♦	♦	♦	♦	♦
Road Departure Mitigation	♦	♦	♦	♦	♦	♦	♦
Intelligent Speed limiter	♦	♦	♦	♦	♦	♦	♦
Adaptive Cruise Control / Intelligent Adaptive Cruise Control	♦	♦	♦	♦	♦	♦	♦
Traffic Sign Recognition System	♦	♦	♦	♦	♦	♦	♦
Low Speed Following* (CVT Only)			♦	♦	♦	♦	♦
Blind Spot Information incl. Cross Traffic Monitor				♦	♦		♦
Emergency Call (e Call)	♦	♦	♦	♦	♦	♦	♦
SECURITY							
Immobilizer System	♦	♦	♦	♦	♦	♦	♦
Security Alarm System (Std.)	♦	♦	♦	♦	♦	♦	♦
Ultrasonic Sensor & Tilt Sensor	♦	♦	♦	♦	♦	♦	♦
Super Locking	♦	♦	♦	♦	♦	♦	♦
Remote Central Locking with 2 Jack Knife Keys	♦	♦	♦			♦	
Smart Entry & Start				♦	♦		♦
Tonneau Cover	♦	♦	♦	♦	♦		



Body Type	5D SUV	5D SUV	5D SUV	5D SUV	5D SUV	5D SUV	5D SUV
Engine Type	1.5T	1.5T	1.5T	1.5T	1.5T	1.5T	1.5T
Driven Wheels	2WD	2WD	4WD	4WD	4WD	4WD	4WD
Transmission Type	6MT	6MT	6MT/CVT	6MT/CVT	6MT/CVT	6MT/CVT	6MT/CVT
Grade Name	Comfort	Lifestyle	Lifestyle	Elegance	Executive	Lifestyle	Elegance
7 Seater						7 Seater	7 Seater
INTERIOR TRIM							
Fabric Interior	◆	◆	◆			◆	
Leather Interior				◆	◆		◆
Silver Interior Door Handles	◆	◆	◆	◆	◆	◆	◆
Leather Steering Wheel		◆	◆	◆	◆	◆	◆
Leather Shift Knob*(Manual only)		◆	◆	◆	◆	◆	◆
Heated Steering					◆		
Instrument Panel garnish Wood Film	◆	◆	◆	◆	◆	◆	◆
FUNCTION & TECHNOLOGY							
ECON Mode	◆	◆	◆	◆	◆	◆	◆
intelligent Multi Info Display (i-MID)	◆	◆	◆	◆	◆	◆	◆
Head Up Display					◆		
Shift Indicator Light (SIL)	◆	◆	◆	◆	◆	◆	◆
Electric Power Steering (EPS)	◆	◆	◆	◆	◆	◆	◆
Electronic Parking Brake with Automatic Brake Hold	◆	◆	◆	◆	◆	◆	◆
Idle Stop (manual only)	◆	◆	◆	◆	◆	◆	◆
Paddle Shift*(CVT Only)			◆	◆	◆	◆	◆
COMFORT & CONVENIENCE							
Climate Control single Auto A/C	◆						
Climate Control Dual Auto A/C		◆	◆	◆	◆	◆	◆
RR A/C Vent	◆	◆	◆	◆	◆	◆	◆
Rain Sensing Auto Wipers		◆	◆	◆	◆	◆	◆
Dusk Sensing Auto Lights	◆	◆	◆	◆	◆	◆	◆
Front Windshield De-icer ( Wipers Area)				◆	◆	◆	◆
Auto Dim Rear View Mirror		◆	◆	◆	◆	◆	◆
Parking Sensors (4 x Front and 4 x Rear)		◆	◆	◆	◆	◆	◆
Rear View Camera		◆	◆	◆	◆	◆	◆
Power Windows (Front and Rear)	◆	◆	◆	◆	◆	◆	◆
DR/AS One Touch Power Window (Up/Down)	◆	◆	◆	◆	◆	◆	◆
RR One Touch Power Window (Up/Down)	◆	◆	◆	◆	◆	◆	◆
Remote Power Window (Key Fob Operation)	◆	◆	◆	◆	◆	◆	◆
Remote Retractable Door Mirrors (Key Fob Operation)		◆	◆	◆	◆	◆	◆
Tilt and Telescopic Steering Wheel	◆	◆	◆	◆	◆	◆	◆
Aspheric Door Mirror	◆	◆	◆	◆	◆	◆	◆
Electric Adjustable and Heated Door Mirrors	◆	◆	◆	◆	◆	◆	◆
Electrically Retractable Door Mirrors		◆	◆	◆	◆	◆	◆
Exterior Mirror Tilt for Reverse		◆	◆	◆	◆	◆	◆
Driver and Front Passenger Seat Armrest(Con-sole style)	◆	◆	◆	◆	◆	◆	◆
Rear Seat Centre Armrest	◆	◆	◆	◆	◆	◆	◆
Sunvisor Vanity Mirrors	◆	◆	◆	◆	◆	◆	◆
Illumination for Sunvisor Vanity Mirrors		◆	◆	◆	◆	◆	◆
Sunglasses Box with Mirror		◆	◆	◆	◆	◆	◆
Sunglasses Box	◆						
Accessory Socket (Front)	◆	◆	◆	◆	◆	◆	◆
Accessory Socket (Centre Console)	◆	◆	◆	◆	◆	◆	◆
Accessory Socket (Trunk)	◆	◆	◆	◆	◆	◆	◆
Hands Free Access Power Tailgate					◆		
Cargo net hook	◆	◆	◆	◆	◆		
Driver Seat Manual Height Adjustment	◆	◆	◆	◆		◆	◆
Driver Seat Power Adjust (8 way) with DR Memory					◆		
Driver Seat Power Lumbar Support	◆	◆	◆	◆	◆	◆	◆
Driver Seat Back Pocket	◆	◆	◆	◆	◆	◆	◆
Passenger Seat Back Pocket	◆	◆	◆	◆	◆	◆	◆
Passenger Seat Manual Height Adjustment				◆	◆	◆	◆
Passenger Seat Power Lumbar Support				◆	◆	◆	◆
Heated Seats (Front)				◆	◆	◆	◆
Heated Seats (Rear)					◆		
60/40 Split Fold Rear Seats with One Motion Fold Down	◆	◆	◆	◆	◆	◆	◆

Body Type	5D SUV	5D SUV	5D SUV	5D SUV	5D SUV	5D SUV	5D SUV
Engine Type	1.5T	1.5T	1.5T	1.5T	1.5T	1.5T	1.5T
Driven Wheels	2WD	2WD	4WD	4WD	4WD	4WD	4WD
Transmission Type	6MT	6MT	6MT/CVT	6MT/CVT	6MT/CVT	6MT/CVT	6MT/CVT
Grade Name	Comfort	Lifestyle	Lifestyle	Elegance	Executive	Lifestyle	Elegance
7 Seater						7 Seater	7 Seater
INTERIOR LIGHT							
Ignition Lock Illumination -TBD							
Map Light (Front)	◆	◆	◆	◆	◆	◆	◆
Rear reading light	◆	◆	◆	◆	◆	◆	◆
Trunk Light	◆	◆	◆	◆	◆	◆	◆
Glove Box Light		◆	◆	◆	◆	◆	◆
Courtesy Light	◆	◆	◆	◆	◆	◆	◆
Ambient Light (Roof)					◆		
Ambient Light (Driver/Passenger Footwell/Door handle)				◆	◆		◆
AUDIO & COMMUNICATIONS							
5 inch monitor Audio	◆						
"Honda CONNECT with GARMIN Navigation (7"" touchscreen, AM/FM/DAB, Apple CarPlay TM / Android Auto TM, internet radio, Aha TM app integration, internet browsing)"		◆	◆	◆	◆	◆	◆
x1 USB Front	◆						
2x USB Front		◆	◆	◆	◆	◆	◆
2x USB rear (Charge ONLY)		◆	◆	◆	◆	◆	◆
8 Speakers ( FR & Rr Speaker / Fr & RR tweeter)	◆						
9 Speakers ( FR & Rr Speaker / Fr & RR tweeter plus subwoofer)		◆	◆	◆	◆		
DAB Radio	◆	◆	◆	◆	◆	◆	◆
BluetoothTM Hands Free Telephone (HFT)	◆	◆	◆	◆	◆	◆	◆
Steering Wheel Remote Audio Controls	◆	◆	◆	◆	◆	◆	◆
EXTERIOR							
Roof Rails				◆	◆		◆
Body Color Exterior Door Handles	◆	◆	◆	◆	◆	◆	◆
Panorama Glass Roof ( opening)					◆		
Privacy Glass		◆		◆	◆		◆
Shark Fin Antenna	◆	◆	◆	◆	◆	◆	◆
Tailgate Spoiler (Body color)	◆	◆	◆	◆	◆	◆	◆
AWD Emblem Rear			◆	◆	◆	◆	◆
EXTERIOR LIGHTS							
LED Headlights	◆	◆	◆	◆	◆	◆	◆
Active Cornering Lights				◆	◆	◆	◆
High Beam Support System (HSS)	◆	◆	◆	◆	◆	◆	◆
Headlight Washers (KG only)							
Front Fog Lights - Halogen		◆	◆			◆	
Front Fog Lights - LED				◆	◆		◆
Rear Combi LED lights	◆	◆	◆	◆	◆	◆	◆
Daytime Running Lights - LED	◆	◆	◆	◆	◆	◆	◆
Headlight Auto On/Off Timer (Coming Home/ Leaving Home Function)	◆	◆	◆	◆	◆	◆	◆
WHEELS							
17" Alloy Wheels	◆						
18" Alloy Wheels (Black)		◆	◆	◆		◆	◆
19" Alloy Wheels					◆		
Tyres 235/65R17	◆						
Tyres 235/60R18		◆	◆	◆		◆	◆
Tyres 235/55R19					◆		
Spare Temper Tyre - T155/90D17	◆	◆	◆	◆	◆	◆	◆



